

Survey 5

Student Demographic

Focus will report any student:

- a.** who was in membership at any time during the school year.
- b.** who was expected to attend school but did not enter as expected, code DNE.
- c.** for whom a Diploma Type of W43, W45 or W52 is being reported on the Student End of Year Status record.
- d.** who was identified as migrant ages 0-21, was not enrolled in school and has not graduated from high school, 9997.
- e.** who has been identified as disabled and received services provided by a district through a services plan, 9996.
- f.** who participated in a Title I program at a private school, 9995. No McKay Scholarship students will be reported unless they attended a course in the school district or received services through a services plan--ESE record.

Federal State Indicator

Focus will report each PK-12th grade student in membership in the school district at any time during the school year. Focus will only send McKay students taking a course in the school district or who receives services through a services plan. DNE's will not be sent.

Prior School

Focus will report each PK-12 student who was in membership in any school or enrolled in any course in the district from the first day of the school year to the last day of the survey period, as well as any student who withdrew between school years, this includes N998 and N999 students.

Focus will report Withdrawal Codes other than ZZZ for all students. If no withdrawal code is present, Focus will use W01 for all underclassmen and the withdrawal code equivalent to the diploma type or certificate of completion for seniors.

Exceptional Student

Focus will report any PK-12 student who has an Exceptionality, and/or a Primary code other than Z, who also maintains a placement status of P or T.

Focus will report the last documented primary exceptionality and other exceptionality that was assigned to the student for any student dismissed from all programs during the year.

Focus will also report any student with Placement Status: R, E, I, or N. If any of the exceptionalities associated with these codes are listed more than once, Focus will pull only one instance. Similarly, if there is another exceptionality with a status of R, E, I, or N that also has a record with the same exceptionality, and contains a status of P or T that is the primary, the exceptionality will not be pulled in for other exceptionality.

Student Referral

Focus will report a separate record for each occurrence of the discipline/resultant action for each student receiving a discipline/resultant action from the first day of the school year to the last day of the survey period, unless the record has a SESIR incident with an Incident, Involvement Type of N or U.

SESIR

Focus will report each SESIR incident. For each incident of Unsubstantiated Bullying (UBL) and Unsubstantiated Harassment (UHR) occurring on school campus, at school-sponsored events occurring off campus, on school-sponsored transportation, or at bus stops, at any time of the year, twenty-four hours a day, as recorded in Focus. SESIRs documented from the first day of school through the start of the next school year, will be reported.

ELL

Focus will report each student in KG-12 membership identified as LY, LF, or LP pending assessment.

For LY students, grades KG-02 report the aural/oral test scores (Listening and Speaking, not Reading and Writing) that determined the student eligible and in need of services as recorded in [Test History](#) via **LEP Info**.

The screenshot shows the FOCUS Test History interface. At the top, there is a blue header with the FOCUS logo and the text "Test History". To the right of the header, there are tabs for "SIS" and "ERP", and a search bar containing "Focus Support (System Administrator)". Below the header, there is a navigation bar with tabs for "Demographic", "Enrollment", "Schedule", "Requests", "Grades", "Gradebook", "Absences", "Activities", and "Referrals". The "Demographic" tab is selected. Below the navigation bar, there is a section titled "1 Test Administration". This section contains a table with columns for "Administration Date", "School Year", "Gradelevel", "Form", "LEP Info", and "DJJ Info". The first row of the table shows "11/2016", "2015-2016", "01", "-", "-", and "-". The second row shows a date selector, "2017-2018", "N/A", a form selector, and "N/A". A dropdown menu is open for the "LEP Info" column, showing a list of options: "N/A", "1 - Entry", "2 - Exit", "3 - Reclassification", "4 - Reclassification Exit", "5 - Annual Progress", "6 - Annual Progress Exit", and "7 - Annual Progress Reclass Ex". The option "6 - Annual Progress Exit" is highlighted in blue.

Administration Date	School Year	Gradelevel	Form	LEP Info	DJJ Info
11/2016	2015-2016	01	-	-	-
	2017-2018	N/A		<ul style="list-style-type: none"> ✓ N/A 1 - Entry 2 - Exit 3 - Reclassification 4 - Reclassification Exit 5 - Annual Progress 6 - Annual Progress Exit 7 - Annual Progress Reclass Ex 	N/A

For LY students, grades 03-12 report aural/oral test scores in the test fields for Listening and Speaking and also report Reading and Writing test scores for students who tested proficient in aural/oral skills based on assessment as recorded in [Test History](#) via **LEP Info**.

For LF students, report exit test information as appropriate for the students English Language Learners--not including CELLA, Test Forms 1 and 2, and FCAT scores as these are already available to DOE.

DOP

Focus will report a record for each program in which the student was enrolled for any length of time (Students > Student Info > Demographic tab > DOP).

DOP

DOP Programs

Export:
Filters: OFF

	Program	Primary	Action	Reason	Length in Days	Enroll Date	Drop Date	Days Attended	District
	Disc...			Tr...		05/02/2018			

Filter

Alternative to Expulsion Programs[E]
At Risk Programs[W]
Disciplinary Programs[A]
Dropout Retrieval Programs[R]
Education Services in Department of Juvenile Justice Programs[D]
Educational Alternative Programs[U]
Non-School Institution for Neglected or Delinquent Students[N]
Not Applicable[Z]
Remedial Comp Mod[C]

One of the fields designates the academic year. Focus will only pull records where the academic year is the same as the current school year.

DOP

DOP Programs

Export:
Filters: OFF

	Reading Pretest Outcome	Math Pretest Outcome	School Year	Child care	Transportation	Health services
			2017-2...			

Filter

2012-2013
2013-2014
2014-2015
2015-2016
2016-2017
2017-2018
2018-2019
2019-2020
2020-2021
2021-2022

Exit Interview Date
Primary Reason for Dropout Z
Secondary Reason for Dropout Z
Dropout Prevention Programs
Follow-up Interview date

Fed State Compensatory



Focus will report each student who participated in a Title I Targeted Assistance, Title I Local Neglected, Title I Homeless, Title I/Title I Migrant, or Title III Immigrant Children and Youth education program during the school year and, if applicable, the summer session.

Focus Process




1. For each student, add a record for each Project Evaluation on the Federal/State Compensatory tab (Students > Student Info > Demographic tab > Federal/State Compensatory tab).

Federal/State Compensatory

Federal/State Compensatory Project Evaluation

Export:  

Filters: OFF

	School Year	Referral Date	Program Code	Project Type	Subject Area	Model	Service Provider	Immigrant
	<input type="text"/>	<input type="text"/>	<input type="text"/>	<input type="text"/>	<input type="text"/>	<input type="text"/>	<input type="text"/>	<input type="text"/>
	2009-2...	09/01/2009	CHAPTE...	Title I B...	Transiti...	T...		Not Applic
	2009-2...	09/01/2009	CHAPTE...	Title I B...	Readine...	T...		Not Applic
	2016-2...	08/18/2016	T1 PART ...	Title I B...	Not App...	H...		

2. Focus will report students in private schools who participate in Title I programs provided by the district. Use School Number, Current Instruction/Service 9995 for these private school students.

3. Focus suggests creating a school with school number 9995. Add the students to this school and enter the data on the Federal/State Compensatory tab.

Focus Certification School

My District School

☒ Private School Services

Principal

School Level

School Number * 9995

Transcript

Focus will report all student course history records for students in grades 9-12 enrolled in the district during the School Year, including summer school courses, all courses transferred in

from other schools, and courses taken for high school credit when the student was in grades below grade 9.

Focus Process

1. At the section level, the **Course History Term** is set. If sections do not have a term selected, the grades will not transfer to course history when teachers post grades for the respective marking period. In this example, Adv PI Eng Comp grades will receive a course history flag of Y when teachers post semester grades. (Scheduling > Courses & Sections > Section > Course History Term field).

ENG 1 1001310: Period 1 - 004 - Lizette Garcia

List Students in this Section List Unfilled Requests in this Section

Search Copy Delete Save

Garcia, Lizette (75)
Teacher

5 109
Room

-
Display Room
Optional

Period 1
Period

MTWHF
Meeting Days

Full Year
Marking Period

25
Seats

-
SPED Seats

004
Short Name

Semesters

Course History Term

Standard District Calendar
Calendar

None
Choose
Parent Section

Takes Attendance

Graded

Affects GPA

None
Gender Restriction

Grade Level(s)
blank for all gradelevels

Unweighted
Grading Scale

Unweighted
Standards Grading Scale

Default
Grading Posting Scheme

2. Course history records are designated with a Yes in the **Course History** column (Grades > Final Grades, GPA, & Class Rank > Course History tab > Course History column).

Course History 4th 9 Weeks Semester 2 Semester 2 Exams Full 2017 Year Full 2017 Year Exams All Quarters All Semesters All Semester Exams All Years All Year Exams

Cumulative GPA: 2.467 Total Credits Earned: 14.50
Cumulative Weighted GPA: 2.467 Total Credits Attempted: 15.00
Class Rank: N/A Quality Points: 37.00
As of: 01/26/2018 Cohort Year: 2015-2016

Passed Reading Assessment: Passed US History EOC: Met Online Course Req: Not Met
Passed Algebra I EOC: 03/29/2017 Passed Geometry EOC:
Passed Biology I EOC: Passed Civics EOC:

67 Grades Comment Codes Print Transcript Secondary Transcript Show Florida fields Save

Export Filters: OFF Toggle Columns Page Size: 100

Year	Marking Period	Course	Course Number	Percent	Grade	Rad Subject	Comments	Internal Notes	Course History
2017-2018	4th 9 Weeks								<input checked="" type="checkbox"/>
2016-2017	Semester 1	WORLD HIST 2109310	2109310	70	C	World History			<input checked="" type="checkbox"/>
2016-2017	Semester 1	INDIV/DUAL SPRTS 1 1502...	1502410	96	A	Physical Edu...			<input checked="" type="checkbox"/>
2016-2017	Semester 1	LIB ARTS MATH 1 1207300	1207300	83	B	Math			<input checked="" type="checkbox"/>
2016-2017	Semester 1	CHEM 1 2003340	2003340	75	C	Equally Rigor...			<input checked="" type="checkbox"/>
2016-2017	Semester 1	ENG 2 1001340	1001340	74	C	English			<input checked="" type="checkbox"/>

3. High School Credit Courses taken prior to grade 9 should have one of the four course flags set to Ninth Grader (Grades > Final Grades, GPA, & Class Rank > Course History tab > Select Show Florida Felids > Course Flag column(s)).

Focus may submit two records when a high school student leaves the PK-12 program and receives an Adult Standard High School Diploma (Diploma Type W43 or W52) or a State of Florida Diploma (GED) (Diploma Type W45). In this instance, one End of Year Status record will be submitted with Grade Level PK-12 and one with Grade Level 30-31.